

# Stonefield Query

Easily generate the reports you need to run your business

## With Stonefield Query, you can:

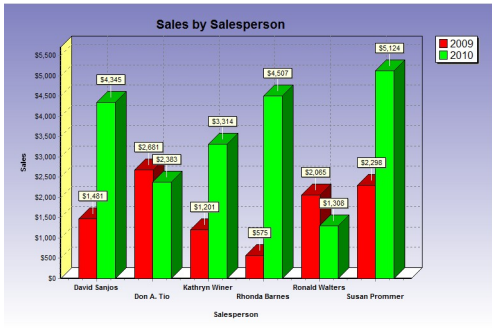
- Generate informative reports quickly and efficiently
- Schedule and automatically deliver reports
- Schedule reports to run automatically
- Create professional charts and graphs
- Report on custom tables and fields in ACT!
- Export data to Microsoft® Excel®, Word, PDF... any format you can think of
- Create mailing, product, or barcode labels
- Select from a full suite of predefined reports
- View full descriptions for all fields and tables
- Drilldown to see details
- Analyze your data using cross-tab reports

"Stonefield Query has a great user interface, it is straight-forward, easy to use, and accesses information quickly. It offers users a lot more options to extract information."

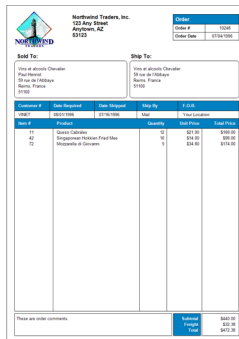
— Phillip Horn  
ACTIVE Certified Consultants of Virginia

## Why you should use Stonefield Query

- Makes report writing a snap with user-friendly design.
- Create elegant, persuasive, and easy-to-read reports with the report wizard
- Set up reports in minutes and allow control of the sort order, filter conditions, and output
- Define different levels of user access for reports with custom security settings



Create this sales chart with just a few mouse clicks



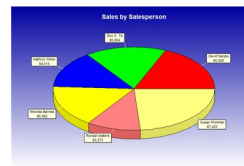
Use the Advanced Report Designer to create professional-looking reports

| Customer Name            | Contact Name              | Sales           |
|--------------------------|---------------------------|-----------------|
| Mr. Ronald Black         | Mr. Black                 | \$15,330        |
| The Courtyard            | Mr. Mike Briar            | \$8,238         |
| Mr. Stephen Kershaw      | Mr. Kershaw               | \$5,822         |
| Bargain Mart - San Diego | Mr. Jose Grange           | \$5,481         |
| Bargain Mart - Oakland   | Mr. Jose Grange           | \$5,633         |
| ACME Plumbing            | Mr. Carl Jenner           | \$5,463         |
| Break-Away Designs       | Mrs. Beth Anderson        | \$4,467         |
| Coastal Electric Company | Mr. J. Everley            | \$3,182         |
| Custom Comfort           | Mr. V. Kaurth             | \$2,806         |
| The House Doctors        | Mr. Paul Yale             | \$1,669         |
| The Royal Cavendish Co.  | Mr. William Cavendish     | \$1,571         |
| Bashaw Bulldozing        |                           | \$1,296         |
| Dr. Dan Penn             | Dr. Penn                  | \$1,092         |
| The Yoshida Gardens      | Mr. Hoji Futokwa          | \$793           |
| CanAm Industries         |                           | \$753           |
| Bargain Mart Stores Inc. | Mr. Jose Grange           | \$500           |
| The Paper Hangers        | Mr. George Murray         | \$382           |
| Mr. Ronald English       | Mr. English               | \$159           |
| <b>Totals:</b>           | <b>18 records printed</b> | <b>\$64,545</b> |

Finding out who your top customers are is a snap with Stonefield Query

| Name           | January 2009    | February 2009     | May 2009          | August 2009       | September 2009    | October 2009      | December 2009     | Totals             |
|----------------|-----------------|-------------------|-------------------|-------------------|-------------------|-------------------|-------------------|--------------------|
| Bill Bhaissou  | \$0.00          | \$1,417.78        | \$2,136.74        | \$2,136.74        | \$1,109.95        | \$1,077.80        | \$2,136.74        | \$10,015.75        |
| Dan Nishiga    | \$0.00          | \$0.00            | \$225.53          | \$225.53          | \$0.00            | \$198.58          | \$226.95          | \$876.59           |
| Don A. Tio     | \$0.00          | \$0.00            | \$0.00            | \$0.00            | \$2,680.85        | \$0.00            | \$0.00            | \$2,680.85         |
| Rhonda Barnes  | \$0.00          | \$0.00            | \$191.50          | \$191.50          | \$0.00            | \$0.00            | \$191.50          | \$574.50           |
| Ronald Walters | \$324.78        | \$0.00            | \$0.00            | \$0.00            | \$4,038.04        | \$0.00            | \$0.00            | \$4,362.82         |
| <b>Totals:</b> | <b>\$324.78</b> | <b>\$1,417.78</b> | <b>\$2,553.77</b> | <b>\$2,553.77</b> | <b>\$7,828.84</b> | <b>\$1,276.38</b> | <b>\$2,555.19</b> | <b>\$18,510.51</b> |

See sales by salesperson and month with cross-tab reports



It took less than one minute to create this pie chart

## Compatible with:

- ACT! v3.0—v17

## To Order:

Contact us at 1-844-875-5580

www.buell-associates.ca

sales@buell-associates.ca



**BUELL & Associates**  
Marketing Automation and  
Customer Relationship Management

